
















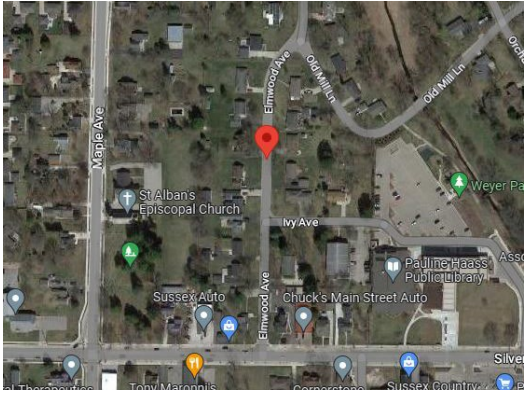












SUSSEX SPEED STUDY RESULTS








2024








<p>LOCATION Waukesha Ave At Bug Line</p> 	
<p>TIME PERIOD February 15, 2024 To February 23, 2024</p> 	<p>POSTED SPEED LIMIT</p> 
<p>VEHICLES ANALYZED</p> <p>35,390</p> 	<p>AVERAGE SPEED</p> 
<p>TOTAL ENFORCABLE</p> <p>781 ~ 2%</p> 	
<p>LOCATION Heavenly Dr At Alpine Ct</p> 	
<p>TIME PERIOD March 25, 2024 To April 3, 2024</p> 	<p>POSTED SPEED LIMIT</p> 
<p>VEHICLES ANALYZED</p> <p>3,503</p> 	<p>AVERAGE SPEED</p> 
<p>TOTAL ENFORCABLE</p> <p>13~0%</p> 	






SUSSEX SPEED STUDY RESULTS





2023

<p>LOCATION Elmwood Ave North of Main St</p> 	
<p>TIME PERIOD March 16, 2023 To March 30, 2023</p> 	
<p>VEHICLES ANALYZED</p> <p>2,839</p> 	<p>POSTED SPEED LIMIT</p> 
<p>TOTAL ENFORCABLE</p> <p>60~2%</p> 	<p>AVERAGE SPEED</p> 
<p>LOCATION Donna Dr East of Elaine Ct</p> 	
<p>TIME PERIOD February 19, 2023 To March 9, 2023</p> 	
<p>VEHICLES ANALYZED</p> <p>2,740</p> 	<p>POSTED SPEED LIMIT</p> 
<p>TOTAL ENFORCABLE</p> <p>99~4%</p> 	<p>AVERAGE SPEED</p> 

LOCATION Fieldstone Pass Circle At Limestone Ct		
TIME PERIOD June 13, 2023 To June 21, 2023		
VEHICLES ANALYZED 45		POSTED SPEED LIMIT 
TOTAL ENFORCABLE 0~0%		AVERAGE SPEED 

LOCATION Ivy Ave At Westchester		
TIME PERIOD June 12, 2023 To June 21, 2023		
VEHICLES ANALYZED 3,995		POSTED SPEED LIMIT 
TOTAL ENFORCABLE 31~1%		AVERAGE SPEED 

<p>LOCATION N Ridgeview Cir At Highview Dr</p>	 
<p>TIME PERIOD December 6, 2023 To December 18, 2023</p>	
<p>VEHICLES ANALYZED</p> <p>1,675</p>	<p>POSTED SPEED LIMIT</p> 
<p>TOTAL ENFORCABLE</p> <p>138~8%</p>	<p>AVERAGE SPEED</p> 

<p>LOCATION Clover Dr At Pheasant Ct</p>	 
<p>TIME PERIOD December 6, 2023 To December 18, 2023</p>	
<p>VEHICLES ANALYZED</p> <p>9,581</p>	<p>POSTED SPEED LIMIT</p> 
<p>TOTAL ENFORCABLE</p> <p>17~0%</p>	<p>AVERAGE SPEED</p> 