

## HISTORY

Sussex is a fairly young village, having been incorporated in 1924. Since then, the Village of Sussex has shown strong and steady growth in its population and industry. Today, Sussex is home to businesses from “mom and pop” shops to international industries. The Downtown is home to a new civic center and mixed-use developments of apartments and retail. Sussex has an area of 7.7 square miles and is located in the northern part of the County near IH 94, less than 20 miles west of Milwaukee.



# VILLAGE OF SUSSEX ECONOMIC PROFILE

## DEMOGRAPHICS

Median Age: 36.7  
Age Range:  
0 to 19: 30.8%  
19 to 44: 31.1%  
45 to 64: 29.3%  
65 and Older: 8.8%

White: 92.2%  
Hispanic: 2.1%  
Asian: 2.5%  
Black: 1.9%  
Other Race: 1.3%

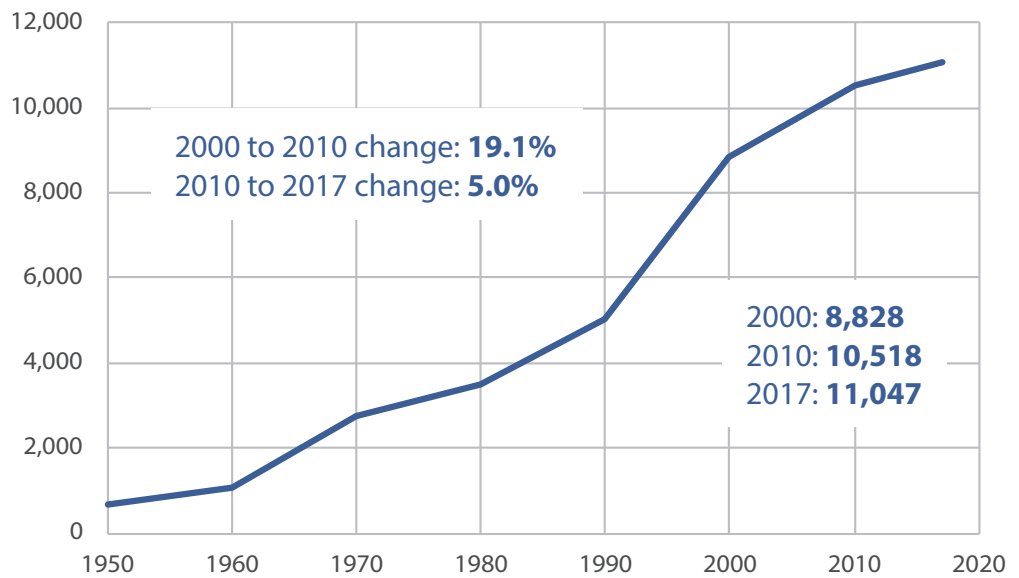
## HOUSING

Total Housing Units: 4,033  
Owner Occupied Housing Units:  
2,668 (66.2%)  
Median Value: \$259,800  
Renter Occupied Housing Units:  
1,267 (31.4%)  
Median Monthly Rent: \$954  
Vacant Housing Units: 98 (2.4%)

## MEDIAN ANNUAL HOUSEHOLD INCOME

Village of Sussex: \$80,263  
Waukesha County: \$76,545  
Southeastern Wisconsin: \$56,905  
Wisconsin: \$53,357  
United States: \$53,889

## POPULATION



## CONTACTS



Sussex Village Administrator  
262-246-5200  
Email: [www.Villagesussex.org](http://www.Villagesussex.org)



Southeastern Wisconsin  
Regional Planning Commission  
262-547-6721  
[www.sewrpc.org](http://www.sewrpc.org)



Waukesha County Center for Growth  
262-409-2643  
[www.waukesha.org](http://www.waukesha.org)



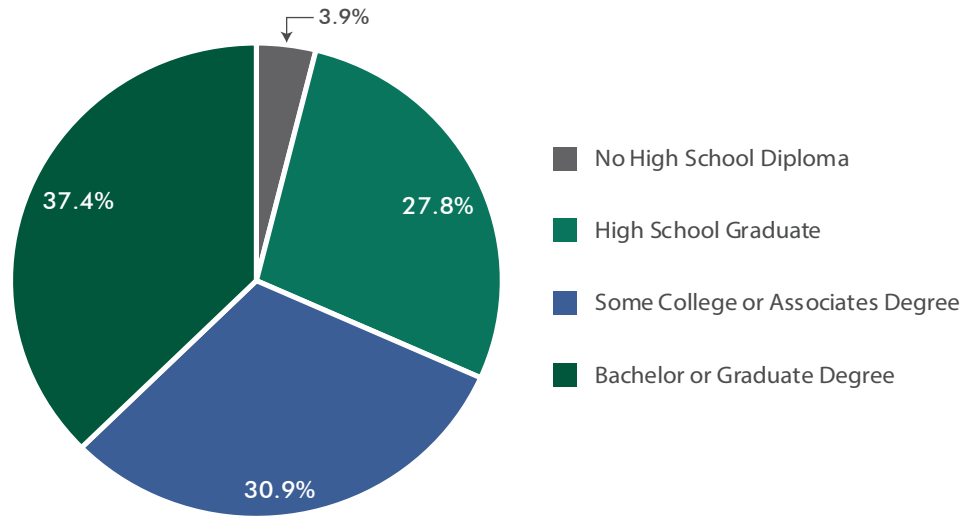
We Energies  
800-714-7777  
[www.we-energies.com](http://www.we-energies.com)

## EDUCATIONAL OPPORTUNITIES

The Hamilton School District serves Sussex with a multi-school campus. Students progress through two elementary schools divided by grade, a middle school, and a high school. The high school offers a STEM (science, technology, engineering and mathematics) program and training for Future Business Leaders of America. In addition, Sussex is served by a number of private schools and by the Sussex Public Library, which is a member of the Waukesha and Jefferson Counties Bridges Library System.

Numerous higher education opportunities are also available to Sussex residents around Waukesha County and in neighboring counties. Waukesha County Technical College (WCTC) is located in nearby Pewaukee and offers associate degrees, technical diplomas, and short-term certificates. Carroll University, a private university offering undergraduate and graduate programs, and UW-Waukesha, a University of Wisconsin system

## HIGHEST EDUCATIONAL ATTAINMENT



freshman and sophomore campus, are both located in the nearby City of Waukesha. In addition, Milwaukee County is home to 15 universities, including UW-Milwaukee, Marquette University, and the Milwaukee School of Engineering. Together, these universities offer a wide variety of undergraduate and graduate programs.

## ACT SCORES

### Hamilton School District

English: 21.5  
Math: 23.6  
Reading: 22.5  
Science: 23.1  
Composite: 22.8

### National

English: 20.3  
Math: 20.9  
Reading: 21.3  
Science: 20.8  
Composite: 21.0

## GOVERNMENT

The Village of Sussex is governed by a Village Board, consisting of a Village President and six trustees. The Village Board makes policy decisions and hires an Administrator to manage the operations of the Village. The Administrator is responsible to the Village Board for the efficient and effective delivery of services and implementation of the Village Board's policies. Sussex contracts with the Waukesha County Sheriff's Department for police services and operates a Fire Department with paid in-house paramedics 24/7.

## PARKS

The Village has an extensive park system with 3 regional parks, 10 neighborhood parks, 9 nature preserves, and 6 trails. The park system has over 475 acres of park land and natural areas and over 8 miles of trails. The largest park—Village Park—is over 70 acres and hosts 5 major regional special events drawing crowds from throughout Southeastern Wisconsin every year.

## TRANSIT

Waukesha County Transit—operated by Wisconsin Coach Lines—provides commuter bus service from nearby Pewaukee west to Oconomowoc and east to downtown Milwaukee, where riders can connect to numerous destinations by bus, rail, and air. The service operates weekdays with limited intermediate stops.

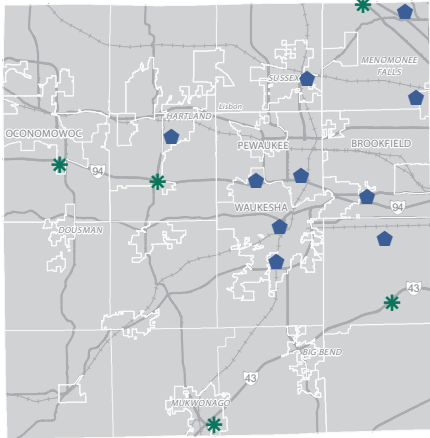
## TAXES

Property tax: \$15.08 per \$1,000 of assessed value  
Sales tax: 5.1%

## HEALTHCARE

Waukesha Memorial Hospital is a 400 bed hospital located nearby in the City of Waukesha and Community Memorial Hospital is a 200 bed hospital located in nearby Menomonee Falls. Sussex is also served by numerous medical clinics and specialty care centers. In addition, the Milwaukee Regional Medical Center is located minutes away in Milwaukee County.

# MAJOR EMPLOYMENT CENTERS



◆ EXISTING TO BE RETAINED    
 ✱ RECOMMENDED BY 2050

# BUSINESS PARKS

There are three fully-developed industrial/office parks located in the Village of Sussex covering about 344 acres.

Business Park Name	Location	Size (acres)	No. of Vacant Parcels <sup>a</sup>
Sussex Business Park	Southwest quadrant of Silver Spring Drive (CTH VV) and Townline Road	71	2
Sussex Corporate Center	Northeast quadrant of STH 164 and CTH K	183	4
Sussex Industrial Park	Southeast and Southwest quadrant of Main Street (CTH F) and Sussex Road south to Silver Spring Drive (CTH VV)	90	0

<sup>a</sup> Number of vacant parcels as of April 2015.

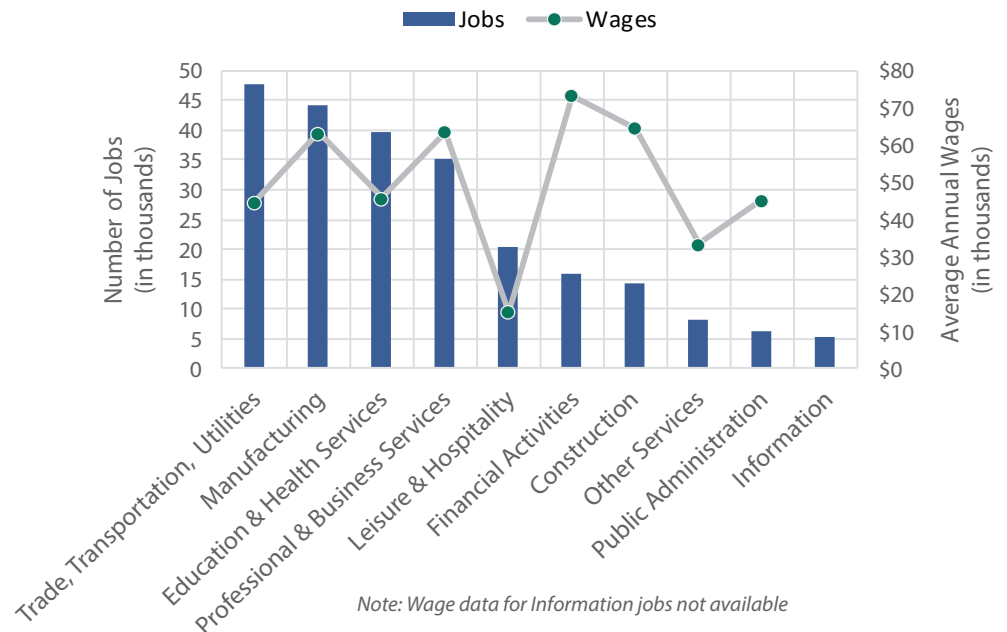
## LABOR FORCE

Residents in the Labor Force: 6,112  
Unemployment Rate: 2.7%\*

## RESIDENT OCCUPATIONS

Management, Business, Science, and Arts: 41.1%  
 Sales and Office: 28.9%  
 Service: 12.8%  
 Production, Transportation, and Material Moving: 11.9%  
 Natural Resources: 5.3%

## WAUKESHA COUNTY JOBS BY INDUSTRY



## MAJOR PRIVATE EMPLOYERS

The largest private employers in the Village are in the retail, manufacturing, and health and other services industry sectors.

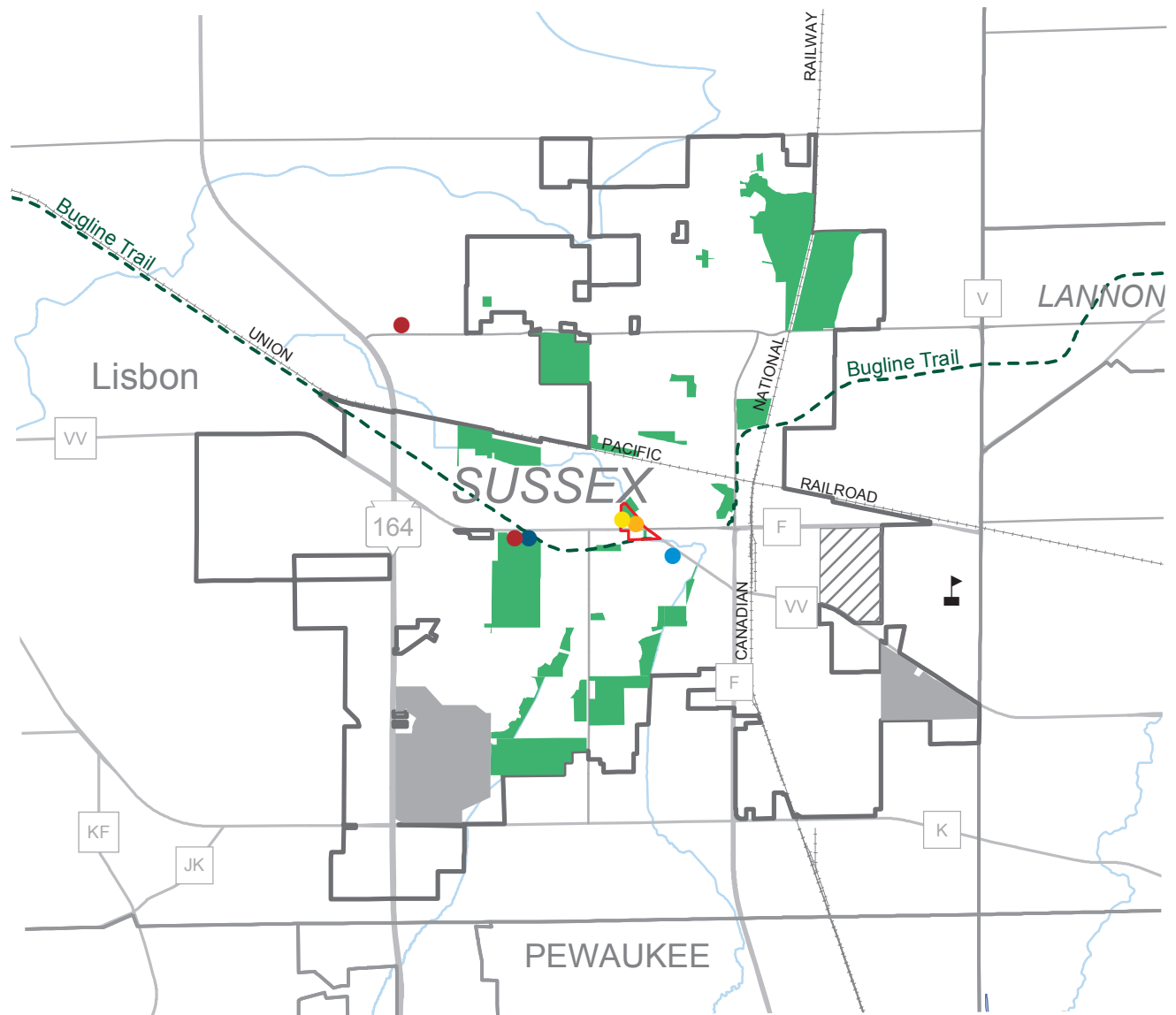
Beer Capitol Distributing  
 Color Ink  
 LaCrosse Litho Supply  
 Power Test  
 Quad/Graphics

Quad/Med  
 Sharp Packaging  
 Sussex IM  
 Tools  
 Waukesha Tool & Stamping

\* Unemployment rate for Waukesha County as of February 2018.

Sources include: U.S. Census Bureau American Community Survey: 2011-2015, Wisconsin Department of Administration, Wisconsin Department of Workforce Development, and SEWRPC

# VILLAGE OF SUSSEX ECONOMIC PROFILE MAP: 2017



- EXISTING BUSINESS/INDUSTRIAL PARK - WITH LOTS AVAILABLE
- EXISTING BUSINESS/INDUSTRIAL PARK - NO LOTS AVAILABLE
- PARK AND OPEN SPACE SITES
- EXISTING BIKE TRAIL
- PUBLIC HIGH SCHOOL

- VILLAGE HALL
- POLICE STATION
- FIRE STATION
- POST OFFICE
- LIBRARY
- DOWNTOWN AREA

